



Owner's Manual

EPA Reg. No. 67712-15
EPA Est. No. 091258-MEX-001

IMPORTANT: Spa Owner, save this manual.
Installer, leave this manual with the spa owner.

Safety Instructions Important Information

Please read prior to installation.

Nature2® Spa has been designed to sanitize spas up to 500 gallons.



WARNING

Failure to heed the following can result in permanent injury or drowning.

EQUIPMENT UNDER PRESSURE

- In order to minimize risk of property damage and/or serious injury, including loss of life, always turn spa off prior to installing or changing Nature2 Spa. Your spa system is operated under pressure and the pressure must be released before you begin work. Please see your spa owner's manual for further instructions.

PREVENT CHILD DROWNING

- Do not let anyone, especially small children, sit, step, lean or climb on any equipment installed as part of your spa's operational system.

LOW CHLORINE RECIPE

- You must strictly follow the Nature2 Spa recipe included in this manual to maintain proper water chemistry and avoid health hazards. Failure to follow these instructions can lead to sickness from bacteria and other noxious organisms.



CAUTION

PRECAUTIONARY STATEMENT HAZARDS TO HUMANS AND DOMESTIC ANIMALS

CAUTION

In the unlikely event that a cartridge breaks, mineral media should not be ingested by humans or animals as it may cause gastric distress.

FIRST AID

IF INGESTED: Call poison control center or doctor immediately for treatment advice.

The Nature2 Spa is designed only for residential portable spas.

WE ASK YOU TO TAKE THE TIME TO GET FAMILIAR WITH THIS MANUAL.

Thank you for purchasing Nature²® Spa. We believe the more you know, the more enjoyable your bathing experience will be and the more you will reduce the time, effort and cost of maintaining your spa. Spa owners who switch from conventional chemical programs to the Nature² Spa spend less time maintaining their spa. Every spa has its own characteristics of water type, amount of sunlight, etc. The recipe included in this manual will help ensure good water quality in any spa. Remember, your Nature² Spa dealer can provide advice and service.

Contents	Page
Safety Instructions	1
Start-Up	3
Balance the Water	3
Install the Nature ² Spa	4
Operation and Maintenance	6
Provide Filtration / Circulation.....	8
Nature ² Spa Replacement Intervals.....	8
Nature ² Disposal	8
Nature ² Spa Limited Warranty	9
Troubleshooting.....	10
Nature ² Spa Test Strips	12

Directions for Use

It is a violation of Federal law to use this product in a manner inconsistent with its labeling.

Nature² Spa Compatibility

Important: When converting a biguanide treated spa to a Nature² Spa, the spa must be completely drained and refilled. Then follow the Nature² Spa start-up procedure.

Start-Up

Before starting up a new Nature²® Spa, clean debris and algae out of the spa and spa equipment.

Important: Do not install the new Nature² Spa until the spa water is clean and chemically balanced.

Balance spa water before installing Nature² Spa.

- pH 7.2-7.6
- Calcium Hardness 200-400 ppm
- Total Alkalinity 80-120 ppm
- Total Dissolved Solids (TDS) 300-2000 ppm

Consult your Nature² dealer for specific water balance instructions.

Balance the Water

To find out if your spa water is balanced:

- take a water sample to your dealer to be tested regularly, or
- ask your dealer to recommend a spa test kit for water balance.

Element: pH

Range: 7.2-7.6

If too low: The surface of your spa can become etched. Metal parts in the pump and plumbing will corrode.

How to fix: Add pH increaser.

If too high: "Scale" forms on the surface of your spa. The water can become cloudy. Equipment can be damaged.

How to fix: Add pH decreaser.

Element: Calcium Hardness

Range: 200-400 ppm

If too high: Rough, discolored deposits ("scale") will form on the spa surface and inside spa equipment.

How to fix: Drain or dilute the spa water. Consult your dealer.

Element: Total Alkalinity

Range: 80-120 ppm

If too low: It provides no buffer so that you constantly get fluctuating pH readings, which can damage equipment and spa surfaces.

How to fix: Use an alkalinity increaser.

If too high: The water becomes cloudy or milky white.

How to fix: Add acid to bring alkalinity down.

Install the Nature²® Spa

- 1 **Drain and refill your spa.** Balance the water per spa manufacturer guidelines.
- 2 **Install the Nature² Spa** after water is balanced. Refer to Assembly and Installation Diagrams below for instructions regarding your particular model's installation.
- 3 **Superoxidize** the spa water with an EPA registered source of chlorine according to manufacturer's instructions to burn off contaminants and activate cartridge.
 - Add 1.5 tablespoons of dichlor to spa per 250 gallons (approx. 1000 liters).
 - Note: 1.5 tablespoons is approximately 3/4 ounce or 24 grams.
 - Do not enter the spa if the free available chlorine residual is over 5 ppm.

Important: Initial superoxidation with dichlor¹ is required to burn off contaminants and activate cartridge.

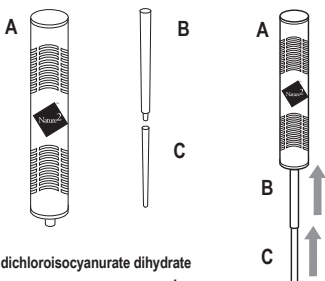
- 4 **Run spa** according to recommendations supplied to you by the manufacturer of your spa.

Assembly and Installation Diagrams

The Nature² Spa comes in three (3) parts: the main body (A) and two (2) support stems (B and C).

- 1 Connect the support stems together and press onto main body to create a single device as shown.

Note: The Nature² Spa is designed to fit most portable spas. Zodiac Pool Systems LLC assumes no liabilities for the product if installed in any way other than the methods described in this manual.



¹ Sodium dichloroisocyanurate dihydrate

2. Slide the entire device into the core of your existing spa filter cartridge. See examples below.

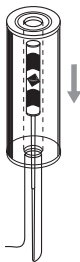
Open Top: Slide unit in from the top. Position near the top half of the cartridge. (Support stems may be cut to position the cartridge correctly.)

Open Top with Stand Pipe: Some spa filter systems are configured with a standpipe running the length of the filter core. Simply slide unit in from the top. Position near the top half of the cartridge for easy retrieval.

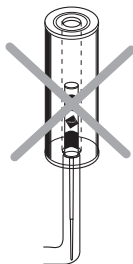
Closed Top: Slide unit in from the bottom. Position unit to rest on shelf inside filter core.

Note: When installed, the Nature²® Spa must be at least 1" (2.5 cm) above the bottom of the filter to prevent blocking water flow.

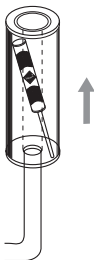
**Open Top
correct**



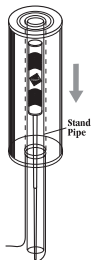
**Open Top
wrong**



**Closed
Top**



**Open Top
with Stand Pipe**



Operation and Maintenance

There is one (1) recipe for maintaining clean, clear, sanitized water with minimum time and effort. This recipe provides the easiest and most economical way to care for your Nature²® Spa.

Low-Chlorine Recipe

Ingredients:

- Nature² Spa
- Non-chlorine oxidizer (MPS²)³
- Nature² Spa Test Strips⁴, or equivalent (MPS², pH, and total alkalinity)
- pH, hardness and total alkalinity adjusting chemicals
- Dichlor¹, EPA registered source

When:	What to do:
--------------	--------------------

Every day	Run spa according to recommendations supplied to you by the manufacturer of your spa.
------------------	---

Before each use	Test the water with Nature ² Spa Test Strip equivalent). If the MPS ² level is low, add 1 tablespoon of MPS ² to spa per 250 gallons (approx. 1000 liters). Note: 1 tablespoon is approximately 1/2 ounce or 16 grams. Use the Nature ² Spa Test Strip (or equivalent) to test the spa water after each addition of MPS ² . If the test strip indicates levels below the OK range, add 1 tablespoon MPS ² to spa per 250 gallons and re-test. Enter spa only after test strip indicates a sufficient level of MPS ² .
------------------------	---

After each use	Add 1 tablespoon of MPS ² to spa per 250 gallons (approx. 1000 liters).
-----------------------	--

Once per week	Adjust the pH, total alkalinity, and hardness as needed. A convenient way to test pH and total alkalinity is the Nature ² Spa Test Strip.
----------------------	--

Every 4 months	Drain and refill your spa. Replace Nature ² Spa and repeat sanitizer start-up.
-----------------------	---

When: What to do:

As needed Shock treat with 1.5 tablespoons of an EPA registered source of dichlor¹ per 250 gallons (approx. 1000 liters) to remedy problems which may occur when bathing loads are high, when successive MPS² test strip reading indicate high demand, when water appears hazy or dull, when unpleasant odors or eye irritation occur, after heavy wind and rainstorms or if foam develops.

Note: As an alternative to MPS², an EPA registered source of dichlor¹ may be substituted: 1 tablespoon dichlor¹ = approximately 3 tablespoons MPS².

Important: Perform start-up procedures for spas which have been unused or unattended. The Nature²® Spa is not to be used with products containing biguanides. If these products are being used, DRAIN AND REFILL SPA WITH FRESH WATER.

Provide Filtration / Circulation

To manage: You need to:

Circulation Follow the manufacturer's directions for keeping the circulating pump in good working order and operate it at least four (4) hours a day. Consult your Nature² Spa dealer for optimum run times.

Filtration Check the spa filter periodically and clean it as recommended by the manufacturer.

¹ Sodium dichloroisocyanurate dihydrate

² Potassium peroxymonosulfate

³ MPS may cause a lowering of the pH and total alkalinity of your spa water.

Please monitor pH and total alkalinity at least once per week and adjust accordingly.

⁴ Nature² Spa Test Strips are available at your local Nature² Dealer.

Nature²® Spa Replacement Intervals

Use the month indicator decal to identify the date on which the cartridge should be replaced.

Always turn spa off prior to installing or changing Nature² Spa. Your spa is operated under pressure and the pressure must be released before you begin work. Please see your spa owner's manual for further instructions.

A cartridge lasts four (4) months. The cartridge should not be used longer than four (4) months.

Nature² Disposal

After four (4) months of use, discard Nature² Spa in household trash. Do not save the cartridge for re-use. The cartridge is manufactured with the mineral media sealed inside. In the unlikely event a cartridge breaks, remove it and vacuum out any media introduced into the spa.

Nature²® Spa Limited Warranty

The limited warranties contained within this document are the only warranties given with your Nature² Spa and supercede any prior warranties. **All other warranties, expressed or implied, including the implied warranty of merchantability or the implied warranty of fitness for a particular purpose are hereby disclaimed.** Our sole obligation under this warranty, and the purchaser's sole remedy, is limited to repair or replacement of the Nature² Spa. The Nature² warranty applies to the original owner only.

THE LIMITED WARRANTIES OF THE NATURE² SPA ARE:

Nature² Spa is warranted to be free of defects in materials and to perform satisfactorily for a period of four (4) months from the date of purchase. Nature² Spa is warranted not to cause staining in your spa. This limited warranty requires that you exercise reasonable care of your spa and keep water in balance at all times. This limited warranty does not cover discoloration to chromium fittings. This warranty does not cover cartridges used with any biguanide products. If the cartridge is defective and does not perform satisfactorily for the entire four (4) months, we will replace the cartridge.

EXCLUSIONS FROM WARRANTY

Nature² Spa is designed for use on residential portable spas up to 500 gallons. If it is used in any other application, the warranty is void, and the purchaser and/or spa owner releases the manufacturer from any and all claims related to the use of the Nature² Spa.

This warranty does not cover problems arising in whole or in part from purchaser's negligence, misuse or abuse, improper maintenance or storage, accident, improper installation, improper application, failure to follow all appropriate safety precautions, Acts of God, abnormal weather conditions, damage from plants or animals, and improper use of chemicals.

This warranty specifically excludes all incidental or consequential damages, except where state law requires them to be paid. This warranty gives you specific rights. You may have other rights that vary from state to state.

TO SUBMIT A CLAIM

Report claims to Zodiac Pool Systems LLC by calling 1-800-822-7933. Only the original purchaser may submit a claim under this limited warranty. Claims must be accompanied by an original purchase receipt.

Troubleshooting

	Problem	What to look for
Cloudy water Frequently caused by improper start up. See section on Start Up and Install the Cartridge.	Spa filtration	Slow filter turnover rates
	Algae growth	Hazy spa water; may have slightly green appearance.
	Unbalanced water	1. High hardness 2. High TDS (total dissolved solids) 3. High pH 4. High total alkalinity
Algae Algae may be caused by insufficient levels of oxidizer and/or inadequate water circulation.	Green or white algae	Pea green to white color; attaches to spa walls, sometimes colors the entire body of water.
	Note: Do not use algae treatments containing copper.	
Stains	Blue/green	Copper or iron from spa equipment corrosion or water supply
	Red/brown	Iron or manganese from equipment corrosion or water supply.
	Black	Manganese in water supply.
	Metal tarnishing	High native mineral content in water; unbalanced water
Scale	Crusty deposits on spa surfaces	High pH and high total alkalinity High TDS (total dissolved solids) or high hardness

Treatment

- 1 Backwash and clean filter.
 - 2 Run filter for 24 hours.
 - 3 Increase run time per day.
-

Superchlorinate water with EPA registered source of dichlor¹ according to manufacturer's instructions.

Balance the spa water.

- 1 Check pH and adjust if necessary
 - 2 Superchlorinate water with EPA registered source of dichlor¹ according to manufacturer's instructions.
 - 3 Repeat steps 1 and 2 until algae is gone.
-

- 1 Adjust pH and total alkalinity to ideal ranges.
 - 2 Vigorously brush stained areas.
 - 3 Add sequestrant.
 - 4 Run filter.
 - 5 Twelve hours later, superchlorinate the spa.
 - 6 Test and balance water.
 - 7 Test spa water for dissolved metals.
-

Clean with soft cloth and mild detergent.
Test water for minerals; use a sequestrant;
maintain water balance.

Adjust pH and total alkalinity to ideal ranges.

- 1 Replace a volume of spa water with water low in hardness and dissolved solids.
- 2 Use sequestrant to prevent scale buildup if high hardness is a continuing problem.
- 3 If remedial action has been taken, and problem still persists, drain and refill spa.

Nature²® Spa Test Strips



Just dip and swirl the Test Strip.

See accurate and reliable results on the levels of MPS², Alkalinity and pH in your spa's water.

Now available at your local Zodiac® Nature² Dealer.

ZODIAC POOL SYSTEMS LLC
2620 Commerce Way
Vista, CA 92081
Tel: 800-822-7933
Fax: 877-327-1403
www.zodiacpoolsystems.com



Specifically Designed for
Mineral Treated Spas

SHOCK TREATMENT

ACTIVE INGREDIENT:

Potassium Monopersulfate	32.18%
Other Ingredients	67.82%
TOTAL	100.00%

*Equivalent to 3.26% active oxygen

DANGER KEEP OUT OF REACH OF CHILDREN

CORROSIVE TO EYES, SKIN AND MUCOUS MEMBRANES. MAY BE HARMFUL IF SWALLOWED. Avoid contact with eyes, skin and clothing. Wash thoroughly with soap and water after handling. Avoid breathing dust. SEE SIDE PANEL FOR ADDITIONAL PRECAUTIONARY STATEMENTS.

Net Weight: 8 Ounces

Shock Treatment is a powerful oxygen-based oxidizer. When used regularly, this product will help eliminate contaminants introduced by bathers and environmental factors like rain and wind. This product will not raise chlorine levels or produce combined chlorine. This product restores sparkle and clarity to spa water. It will not increase calcium hardness or stabilizer levels. This product contains no chlorine or other disinfectants.

DIRECTIONS FOR USE:

This product is not a sanitizer or algacide. For routine disinfection of spa water or algae control, use an EPA-registered product according to its label instructions. For routine control of microorganisms in spa or hot-tub water, use an EPA-registered Mineral Sanitizer according to its label instructions.

READ ALL PRECAUTIONS BEFORE USE

Wear goggles and gloves when handling. Use only in residential spas. Add only when no bathers are present.

DIRECTIONS FOR SPAS AND HOT TUBS:

This product contains no sanitizer and should be used for oxidizer treatment only. Regular use of this product will remove most of the contaminants that accumulate in spa water.

WHEN TO ADD MINERAL BUDDIES SHOCK TREATMENT TO YOUR SPA:

Add this product to spa water after every use, or according to the instructions on your Mineral Sanitizing System.

HOW TO USE MINERAL BUDDIES SHOCK TREATMENT TO KEEP SPA WATER SPARKLING CLEAR:

1. Add 2 ounces (4 tablespoons) of this product per 300 gallons of water as directed on your Mineral Sanitizing system. **NOTE:** Apply the required amount of this product evenly throughout the spa with the pump running. Add the full amount at one time using a clean and dry plastic scoop.
2. Run the pump for at least 30 minutes.
3. Turn the jets on and off once or twice after adding this product to improve the treatment.

FIRST AID

IF IN EYES: Hold eye open and rinse slowly and gently with water for 15-20 minutes. Remove contact lenses, if present after the first 5 minutes, then continue rinsing eye. Call a poison control center or doctor for treatment advice.

IF ON SKIN OR CLOTHING: Take off contaminated clothing. Rinse skin immediately with plenty of water for 15-20 minutes. Call a poison control center or doctor for treatment advice.

IF INHALED: Move person to fresh air. If person is not breathing, call 911 or an ambulance, then give artificial respiration, preferably by mouth-to-mouth, if possible. Call a poison control center or doctor for further treatment advice.

IF SWALLOWED: Call poison control center or doctor immediately for treatment advice. Have person sip a glass of water if able to swallow. Do not induce vomiting unless told to do so by the poison control center or doctor. Do not give anything by mouth to an unconscious person. Have the product container or label with you when calling a poison control center or doctor, or going for treatment.

NOTE TO PHYSICIAN: Probable mucosal damage may contraindicate the use of gastric lavage.

PHYSICAL OR CHEMICAL HAZARDS: STRONG OXIDIZING AGENT.

Never add water to product. Always add product to large quantities of water. Do not mix with other chemicals. Do not add this product to any chemical feeder. Contamination with moisture, organic matter or other chemicals may cause a violent reaction leading to fire or liberation of hazardous gases. In case of contamination or decomposition, do not reseal container. If possible, isolate container in well-ventilated area. Flood with large amounts of water.

STORAGE AND HANDLING:

Keep dry and in original container. Store in a cool, dry, well-ventilated place. Do not store with chlorine, bromine, or liquid acids. Keep container tightly closed when not in use.

DISPOSAL: Use entire contents, then triple rinse and offer for recycling or dispose in accordance with state and local regulations. To dispose product in partly filled containers or for large quantities call your local solid waste agency for disposal instructions. Do not reuse empty container.

NOTE: Buyer assumes all responsibility for safety and use not in accordance with directions.



Distributed by:
CareFreeStuff.com
Irwindale, CA 91706 USA



mineral
buddies

Specifically Designed for
Mineral Treated Spas

PH & ALK UP

Increases the pH and
Alkalinity of Spa Water

ACTIVE INGREDIENT:
Sodium Carbonate.....100%

CAUTION
KEEP OUT OF REACH OF CHILDREN

SEE SIDE PANEL FOR FIRST AID AND
ADDITIONAL PRECAUTIONARY STATEMENTS.

Net Weight: 8 Ounces

Mineral Buddies pH & Alk Up will increase the pH and alkalinity of spa water if needed. The total alkalinity of spa water should be maintained between 80 and 150 ppm. The pH should be within 7.2 to 7.8 ppm.

DIRECTIONS FOR USE:

Mineral Buddies pH & Alk Up should be used as necessary when pH is below 7.2.

NOTE: For best results, dissolve granular products first by adding to a small, plastic pail filled with water. Then, apply the solution to the spa water.

pH	Amount of pH Up to use per 500 gallons
6.8 – 7.2	1 oz. (2 Tablespoons)
below 6.8	2 oz. (4 Tablespoons)

1. Determine the amount of product to use.
2. Make sure equipment is OFF.
3. Add applicable amount of product to the spa water.
4. Turn on circulation system for 1 – 3 hours.
5. Retest water after 3 hours.
6. If pH is still below 7.2, repeat steps 1 – 5.

CAUTION: Avoid contact with skin or eyes. Wash thoroughly after handling. This product may be irritating or harmful if taken internally. Do not store this product in close contact with chlorine products. Do not mix with any other chemical – mix only with water. **NOTE:** Draining and cleaning of the spa or hot tub is recommended every 3 months. Never mix this product with any dry or liquid chlorine product as a dangerous reaction may occur.

FIRST AID:

EYE CONTACT: Hold eye open and rinse gently with cool water for 15-20 minutes. Remove contact lenses, if present, after 5 minutes, then continue rinsing eye. Call a poison control center or doctor for treatment advice. **IF INHALED:** Move person to fresh air. If irritation occurs, get medical attention. **SKIN CONTACT:** Wash all affected areas with soap and water. Get medical attention if irritation occurs and persists. Wash clothing with warm soapy water before reuse. **IF SWALLOWED:** Rinse mouth with water. Dilute by giving 1 or 2 glasses of water. Do not induce vomiting. Never give anything by mouth to an unconscious person. If symptoms persist contact a doctor or a poison control center.

STORAGE AND DISPOSAL:

STORAGE: Store in a cool, dry place. Keep product in tightly closed container when not in use. Store out of reach of children and away from heat. **DISPOSAL:** Place empty container in trash or offer for recycling if available. To dispose product in partly filled containers or for large quantities call your local solid waste agency for disposal instructions. Do not reuse empty container.

NOTE: Buyer assumes all responsibility for safety and use not in accordance with directions.

Distributed by:
CareFreeStuff.com
Irwindale, CA 91706 USA





Specifically Designed for
Mineral Treated Spas

PH & ALK DOWN

Decreases the pH and
Alkalinity of Spa Water

ACTIVE INGREDIENTS:

Sodium Bisulfate	95.0%
Inert Ingredients	5.0%
TOTAL	100.0%

DANGER • POISON
KEEP OUT OF REACH OF CHILDREN

SEE SIDE PANEL FOR ADDITIONAL
PRECAUTIONARY STATEMENTS.

Net Weight: 9 Ounces

Mineral Buddies pH & Alk Down will decrease the pH and alkalinity of spa water. The total alkalinity of spa water should be between 80 and 150 ppm. The pH should be between 7.2 to 7.8. High pH can cause scaling and/or cloudy water.

DIRECTIONS FOR USE:

Mineral Buddies pH & Alk Down should be used as necessary when pH levels are above 7.8. **NOTE:** For best results, dissolve granular products first by adding to a small container of water. Then, apply the solution to the spa water.

1. Make sure all equipment is OFF.
2. Add ¼ oz. (1-1/2 tsp.) of this product for every 500 gallons of spa water.
3. Turn ON circulation system for 30 minutes.
4. Retest water. If pH is still above 7.8, repeat steps 1-3.

DANGER - CAUSES SEVERE BURNS

This product contains sodium bisulfate. Avoid contact with skin, eyes, or clothing. Do not mix with household chemicals. Do not mix directly with other spa chemicals. Harmful if swallowed.

FIRST AID:

IF SWALLOWED: Call a poison control center or doctor immediately. If conscious, immediately give 2 to 4 glasses of water, and do not induce vomiting unless told to do by poison control.

EYE CONTACT: Hold eye open and rinse gently with cool water for 15-20 minutes. Remove contact lenses, if present, after 5 minutes, then continue rinsing eye. Call a poison control center or doctor for treatment advice. **SKIN CONTACT:** Immediately flush with water for 15 minutes. If burns occur obtain medical attention.

STORAGE AND DISPOSAL:

STORAGE: Keep dry and in original container in a cool, dry, well-ventilated place. Do not store with chlorine, bromine, or oxidizing agents. Keep container tightly closed when not in use.

DISPOSAL: Use entire contents, then triple rinse and offer for recycling or dispose in accordance with state and local regulations. To dispose product in partly filled containers or for large quantities call your local solid waste agency for disposal instructions. Do not reuse empty container.

NOTE: Buyer assumes all responsibility for safety and use not in accordance with directions.

Distributed by:
CareFreeStuff.com
Irwindale, CA 91706 USA





Specifically Designed for
Mineral Treated Spas

CALCIUM UP

Establishes the Proper
Water Hardness to Avoid
Corrosion of Equipment
and Spa Surfaces

ACTIVE INGREDIENT:

Calcium Chloride100%

CAUTION

KEEP OUT OF REACH OF CHILDREN

SEE SIDE PANEL FOR ADDITIONAL
PRECAUTIONARY STATEMENTS.

Net Weight: 8 Ounces

Water hardness describes the total amount of calcium in spa water. **Mineral Buddies Calcium Up** brings water hardness into the proper range. Low hardness can result in corrosion of equipment and spa surfaces. The ideal hardness level is 150 - 400 parts per million (ppm).

DIRECTIONS FOR USE:

Read entire label and use strictly in accordance with hazard statements and directions.

Establish the current level of calcium hardness in the spa by the use of a suitable test kit. The acceptable range for the level of calcium hardness in a spa is 150- 250 ppm. Any required amount of Mineral Buddies Calcium Up should be applied pre-dissolved in at least a gallon of water with the spa pump operating in high speed mode for a minimum of 30 minutes. The maximum dosage should not exceed 3 tablespoons per 100 gallons of spa water. If more Mineral Buddies Calcium Up is required allow a minimum of two (2) hours between doses to allow the product to get completely into solution.

TO INCREASE CALCIUM HARDNESS		
100 Gal.	1 Tablespoon	25 ppm
250 Gal.	2½ Tablespoons	25 ppm
400 Gal.	4 Tablespoons	25 ppm

STORAGE AND DISPOSAL: Keep this product in original tightly closed container away from children and pets when not in use. Do not reuse container, but place in trash collection.

HAZARD STATEMENTS: Contains calcium chloride. **CAUTION:** may cause skin and eye irritation. May be harmful if swallowed. Prolonged exposure may cause skin and eye burns. May be irritating to nose and throat. Do not get in eyes, on skin, or on clothing. Wear safety glasses and rubber gloves when handling this product. Avoid breathing dust. Do not taste or swallow. Wash hands thoroughly after use. If product gets on clothing remove and wash before reuse. Do not mix with other chemicals.

FIRST AID

Have the product container or label with you when calling poison control center or doctor, or going for treatment. **IF IN EYES:** Hold eye open and rinse slowly and gently with water for 15-20 minutes. Remove contact lenses, if present, after the first 5 minutes, then continue rinsing eye. Call a poison control center or doctor immediately for treatment advice. **IF ON SKIN OR CLOTHING:** Take off contaminated clothing. Rinse skin immediately with plenty of water for 15-20 minutes. Call a poison control center or doctor for treatment advice. **IF INHALED:** Move person to fresh air. If person is not breathing, call 911 or an ambulance, then give artificial respiration, preferably mouth-to-mouth, if possible. Call a poison control center or doctor for further treatment advice. **IF SWALLOWED:** Call a poison control center or doctor immediately for treatment advice. Have person sip a glass of water if able to swallow. Do NOT induce vomiting unless told to do so by a poison control center or doctor. Do not give anything by mouth to an unconscious person. **Note to Physician:** Probable mucosal damage may contraindicate the use of gastric lavage. **NOTE:** Buyer assumes all responsibility for safety and use not in accordance with directions.

Distributed by:
CareFreeStuff.com
Irwindale, CA 91706 USA





Chlorinating Granules

SANITIZER

ACTIVE INGREDIENT:

Sodium dichloro-s-triazinetrione

Hydrated: 99%

Inert Ingredients: 1%

TOTAL: 100%

Available Chlorine: 55.5%

**KEEP OUT OF REACH OF CHILDREN
DANGER**

Net Weight: 1 Pound

FIRST AID:

IF IN EYES: Hold eye open and rinse slowly and gently with water for 15-20 minutes. Remove contact lenses, if present, after the first 5 minutes, then continue rinsing eye. Call a poison control center or doctor for treatment advice.

IF INHALED: Move person to fresh air. If person is not breathing, call 911 or an ambulance, then give artificial respiration, preferably mouth-to-mouth, if possible. Call a poison control center or doctor for further treatment advice.

IF ON SKIN OR CLOTHING: Take off contaminated clothing. Rinse skin immediately with plenty of water for 15-20 minutes. Call a poison control center or doctor for treatment advice.

IF SWALLOWED: Call poison control center, or doctor immediately for treatment advice. Have person sip a glass of water if able to swallow. Do not induce vomiting unless told to do so by the poison control center or doctor. Do not give anything by mouth to an unconscious person.

Have the product container or label with you when calling a poison control center or doctor, or going for treatment. **YOU MAY ALSO CONTACT 1-800-222-1222 FOR EMERGENCY MEDICAL TREATMENT INFORMATION.**

NOTE TO PHYSICIAN: "Probable mucosal damage may contraindicate the use of gastric lavage."

PRECAUTIONARY STATEMENTS

HAZARDS TO HUMANS AND DOMESTIC ANIMALS

DANGER.

CORROSIVE. CAUSES IRREVERSIBLE EYE DAMAGE. MAY BE FATAL IF INHALED. HARMFUL IF SWALLOWED OR ABSORBED THROUGH SKIN. Do not get in eyes, on skin, or on clothing. Do not breathe dust, vapor or spray mist. Wear goggles, face shield or safety glasses. Wash thoroughly with soap and water after handling. Remove contaminated clothing and wash before reuse.

PHYSICAL OR CHEMICAL HAZARDS: STRONG OXIDIZING AGENT. Use only clean dry utensils. Mix only into water. Contamination with moisture, dirt, organic matter or other chemicals (including other spa chemicals) or any other foreign matter may start a chemical reaction with generation of heat, liberation of hazardous gases and possible generation of fire and explosion. Avoid any contact with flaming or burning material such as a lighted cigarette. Do not use this product in any chlorinating device which has been used with any inorganic or unstable chlorinating compounds (e.g., calcium hypochlorite). Such use may cause fire or explosion. **ENVIRONMENTAL HAZARDS:** This pesticide is toxic to fish and aquatic organisms.

EPA Reg. No. 48520-23-62852
EPA Est. No. 48520-CT-002

2425

Item # 171-003017S12
997-X80117G01 Rev. No. 0715

Distributed by ESSENTIALS
5070 Wallace Drive • Cumming, GA 30041
www.Essentials-SpaSupplies.com

STORAGE AND DISPOSAL:

PESTICIDE STORAGE: Store in a dry, cool and well-ventilated area. Avoid moisture getting into container. Keep off wet floors. In case of spillage, wash with large amounts of water. After each use, keep container tightly closed. Oxidizing material. Keep away from flames, sparks and all sources of heat. Avoid contact with organic material. **PESTICIDE DISPOSAL:** Pesticide wastes are acutely hazardous. Improper disposal of excess pesticide, spray mixture or rinsate is a violation of Federal law. If these wastes cannot be disposed of by use according to label instructions, contact your State Pesticide or Environmental Control Agency, or the Hazardous Waste representative at the nearest EPA Regional Office for guidance.

CONTAINER HANDLING: Non-refillable container. Do not reuse or refill this container. Offer for recycling, if available, or puncture and dispose of in a sanitary landfill. Triple rinse container (or equivalent) promptly after emptying.

EMERGENCY HANDLING: In case of contamination or decomposition do not reseal container. If possible, isolate container in open well-ventilated area. Flood with large volumes of water. Dispose of contaminated material in an approved landfill area. **SPILLS:** When handling or dealing with spills, use impact-resistant goggles with side-shields, or face shield; body-covering clothes, including impervious rubber or plastic gloves and boots; use a dust respirator if dusting occurs. Sweep up dry spills and dispose of as described for pesticide disposal. If drum contents are contaminated or decomposing, do not reseal container; isolate unsealed drum in the open or in a well-ventilated area; flood with large volumes of water if necessary.

DIRECTIONS FOR USE:

It is a violation of Federal Law to use this product in a manner inconsistent with its labeling. Read entire label and use strictly in accordance with precautionary statements and directions.

FOR SPA AND HOT TUB DISINFECTANT: When used as directed, this product is effective as a spa and hot tub water disinfecting agent. Ensure all spa and hot tub equipment is working properly. Backwash/clean the filter system following manufacturer's directions. Adjust pH to between 7.2-7.6. When using other products as outlined in the directions for this product, always follow directions on those products.

MAINTENANCE DOSES: With pump on, add ½ teaspoon of this product per 100 gallons of water (or 5 teaspoons per 1,000 gallons) as an initial treatment. Repeat at 15 to 20 minute intervals until a residual of 3-5 ppm of available chlorine is established as determined by a test kit. A test kit must be used regularly to determine the frequency of additional doses of this product needed to maintain the chlorine residual of 3-5 ppm.

SUPERCHLORINATION: Use one teaspoon of this product per 100 gallons of water (or ¼ cup per 1,000 gallons). Superchlorination may be needed on a nightly basis in a heavily used spa or as infrequently as once a week in a moderately used spa.

REENTRY: Reentry into treated spas or hot tubs is prohibited above levels of 3 ppm of chlorine due to risk of bodily harm.



8 18357 00820 0

See back panels for additional precautionary statements and first aid.